

AS Tallinna Vesi

Results for the 4th quarter of 2022

27 January 2023

Presenters

Tallinna Vesi




Aleksandr Timofejev
CEO
Member of the Management Board



Taavi Gröön
CFO
Member of the Management Board

Highlights of the 2022

- New Administrative Agreement with the City of Tallinn signed in November.
- Co-operation with Tallinn City to prepare the public water supply and sewerage development plan.
- AS Tallinna Vesi Climate Impact Reduction Plan
- Investments into assets 25 million
- Watercom's continued success (Ice Pigging)
- Installation of smart meters
- Scholarships and cooperation with universities
- AS Tallinna Vesi on EXPO 2020 in Dubai
- Water Day at Ülemiste treatment plant



Investment projects

Total investments into fixed assets in the 12 months of 2022: €25mln

Investments into the network:

- In 12 months of 2022, we have reconstructed 19 km of networks
- The pipes were renovated on Järvevana Road, Sõle Street, Linnamäe Road, Raba Street, residential driveways in Õismäe, in Astangu area and in many other streets.



Investments into water and wastewater treatment plants:

Water treatment plant:


- Installation of UV equipment in pumping stations
- Pumping station on Rummu street

Wastewater treatment plant:

- Main feed pumping station shaft
- Effluent outlet tower
- Replacement of one of the large pumps at the Main Pumping Station




Operations update



Water quality

Q4: 99.8% (2021: 99.8%)
12 m: 99.8% (2021: 99.6%)



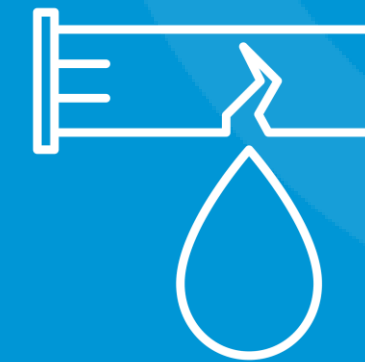
Effluent

Q4: 100% compliant (2021: 100%)
12 m: 100% compliant (2021: 100%)



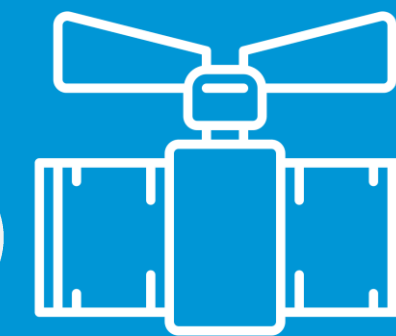
Customer satisfaction

Q4: 4.1 out of 5 (2021: 4.1)
12 m: 4.3 out of 5 (2021: 4.2)



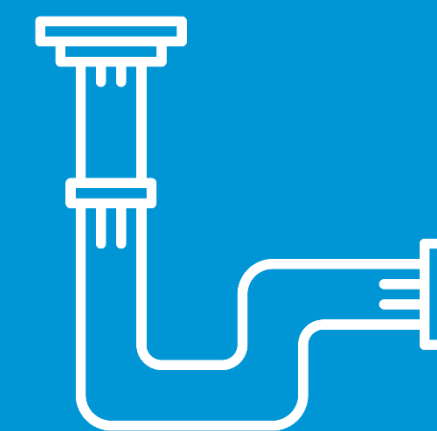
Leakage rate

Q4: 15.3% (2021: 16.3%)
12 m: 16.0% (2021: 15.0%)



Average duration of water interruption per property

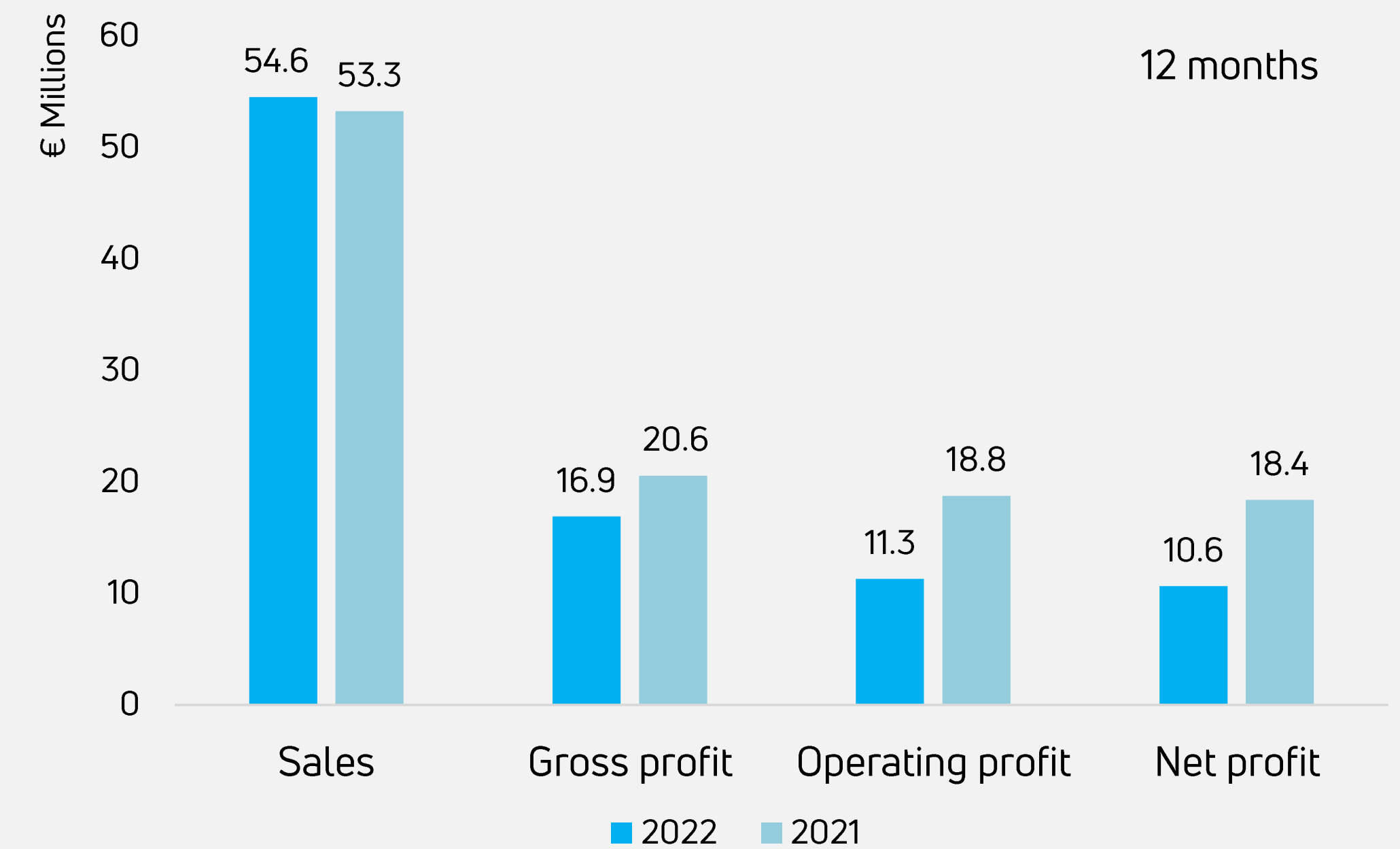
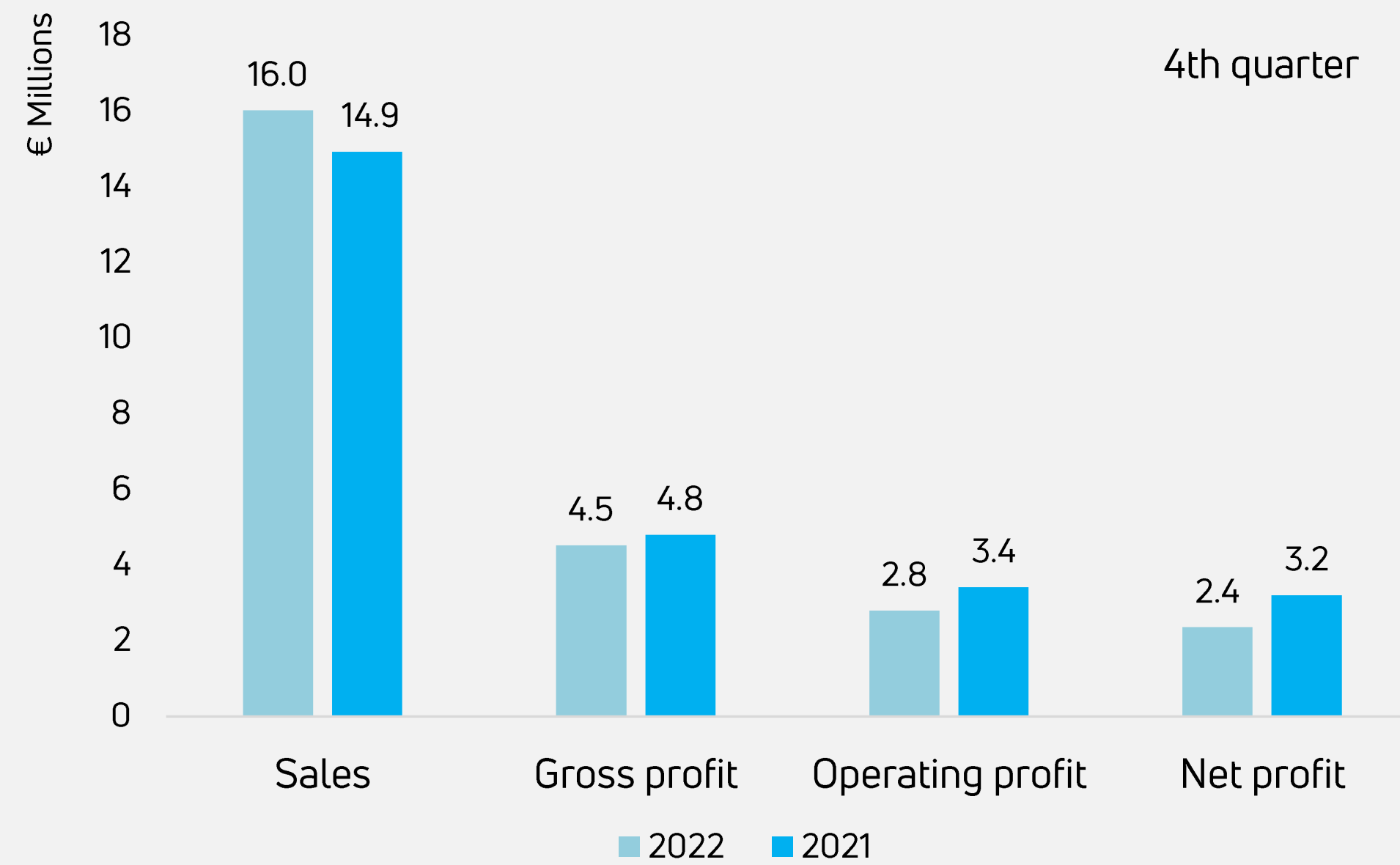
Q4: 3.0 h (2021: 3.5 h)
12 m: 3.2 (2021: 3.3 h)



Rehabilitation of networks

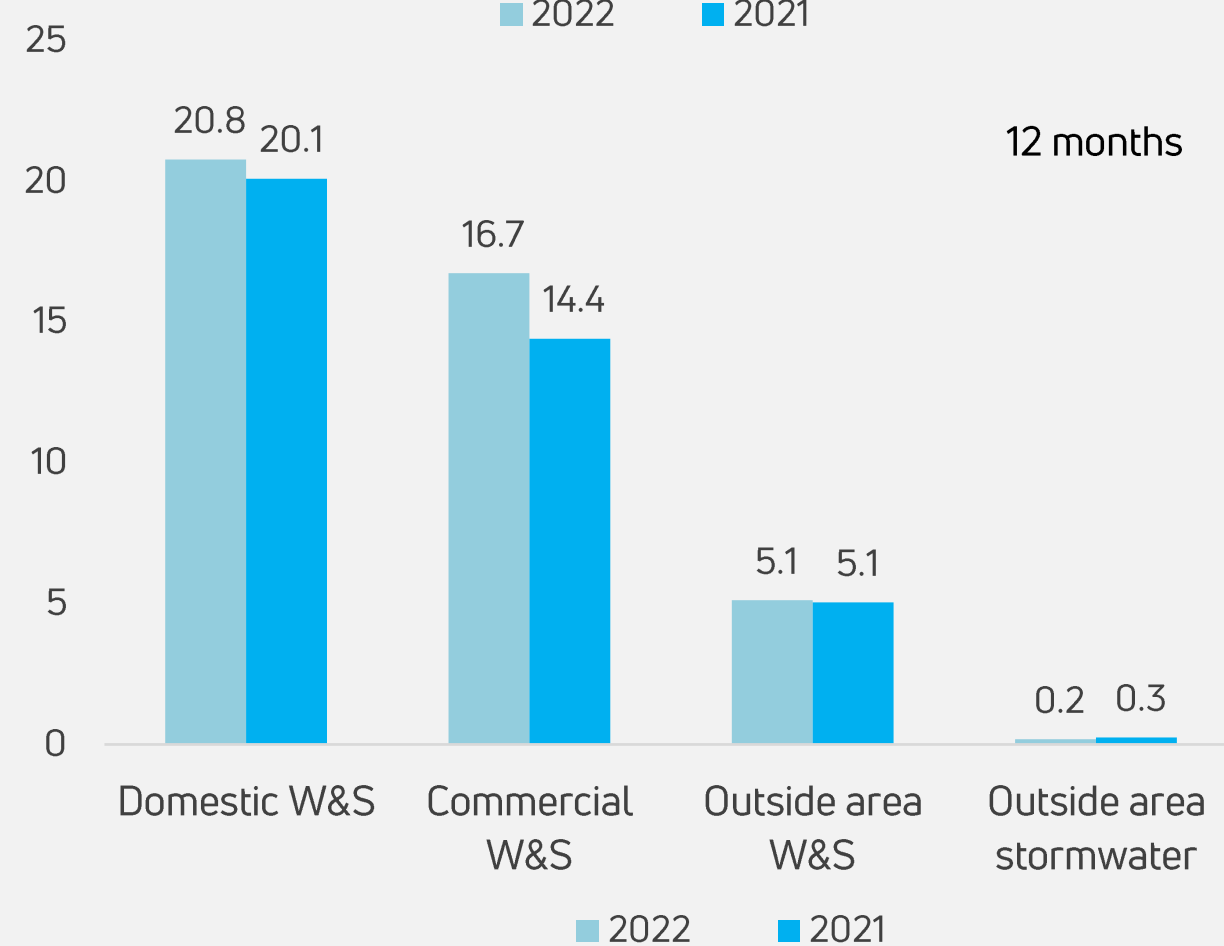
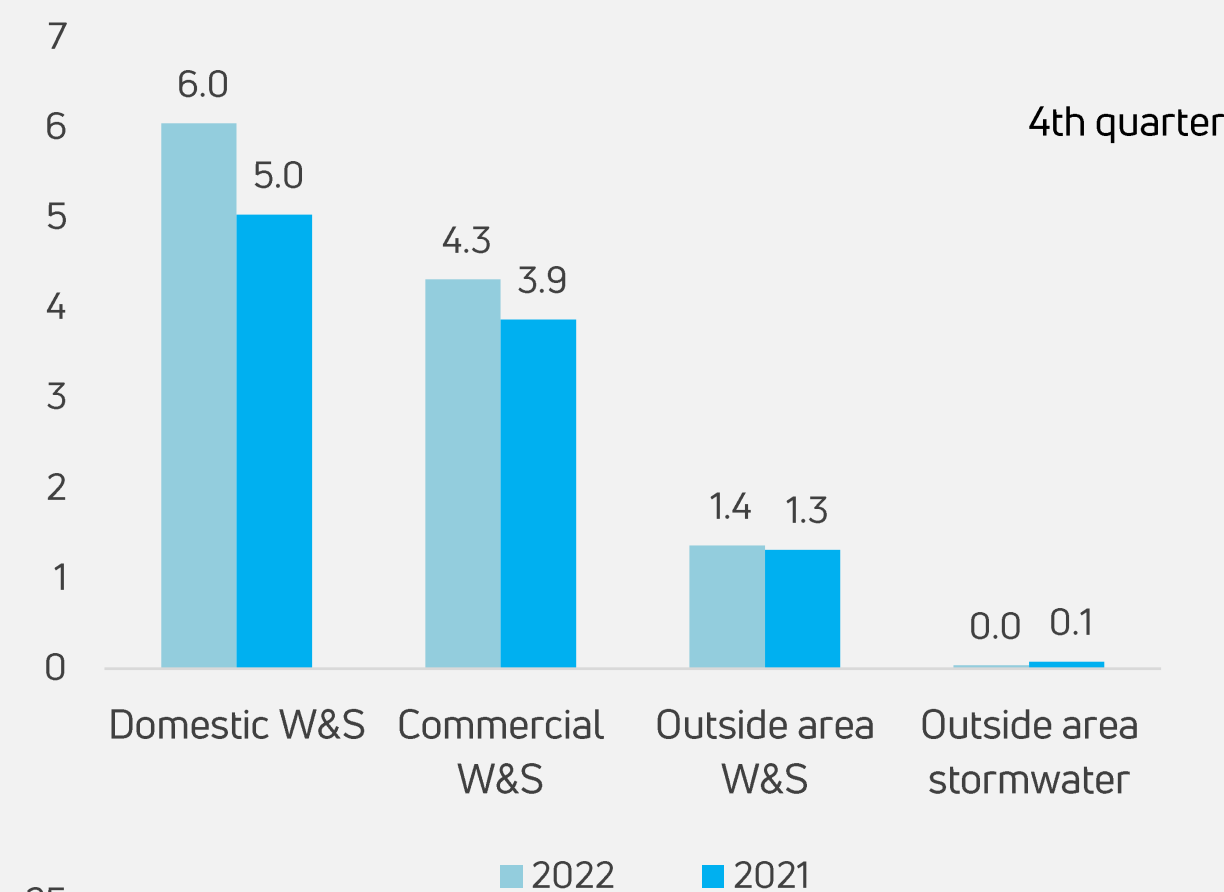
Q4: 2,000 m (2021: 3,612 m)
12 m: 19,000 m (2021: 16,012 m)

Financial highlights

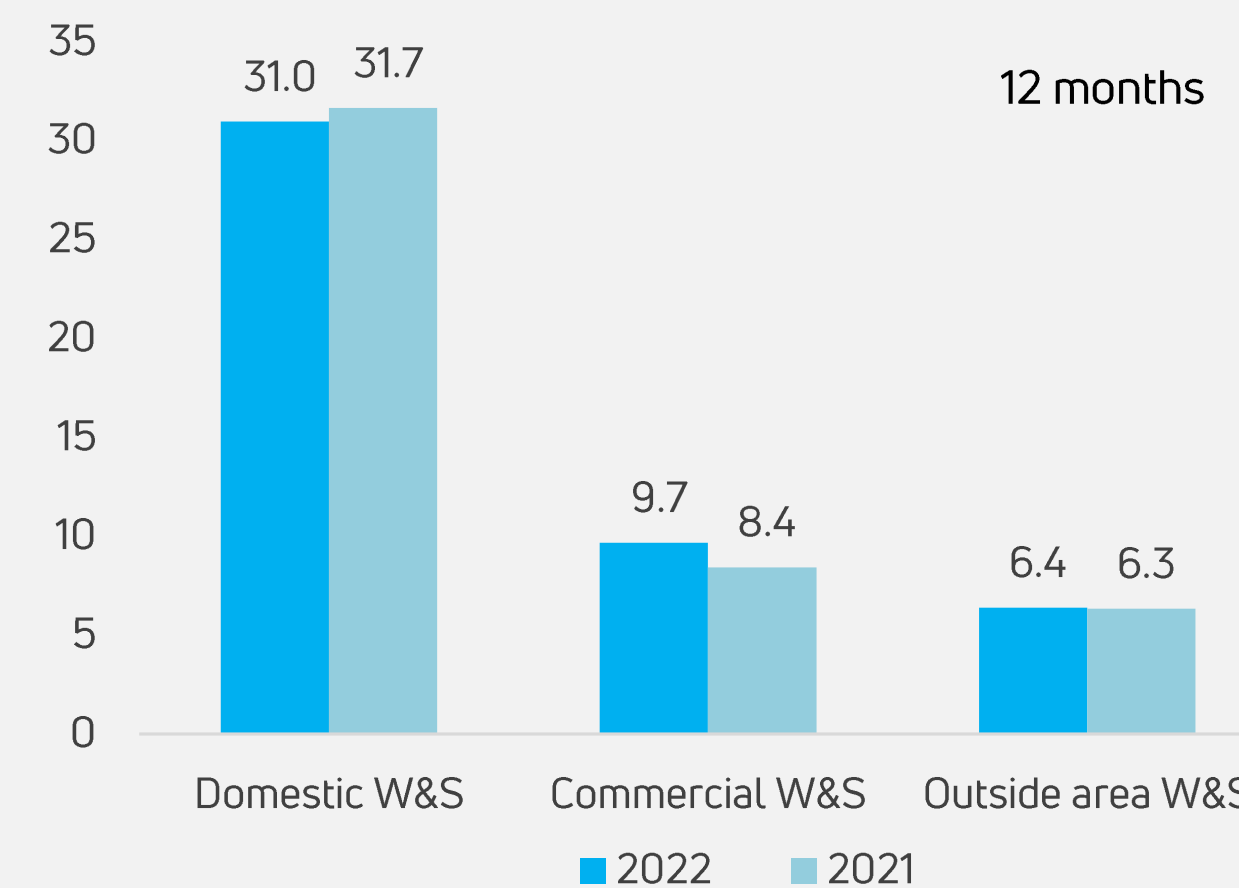
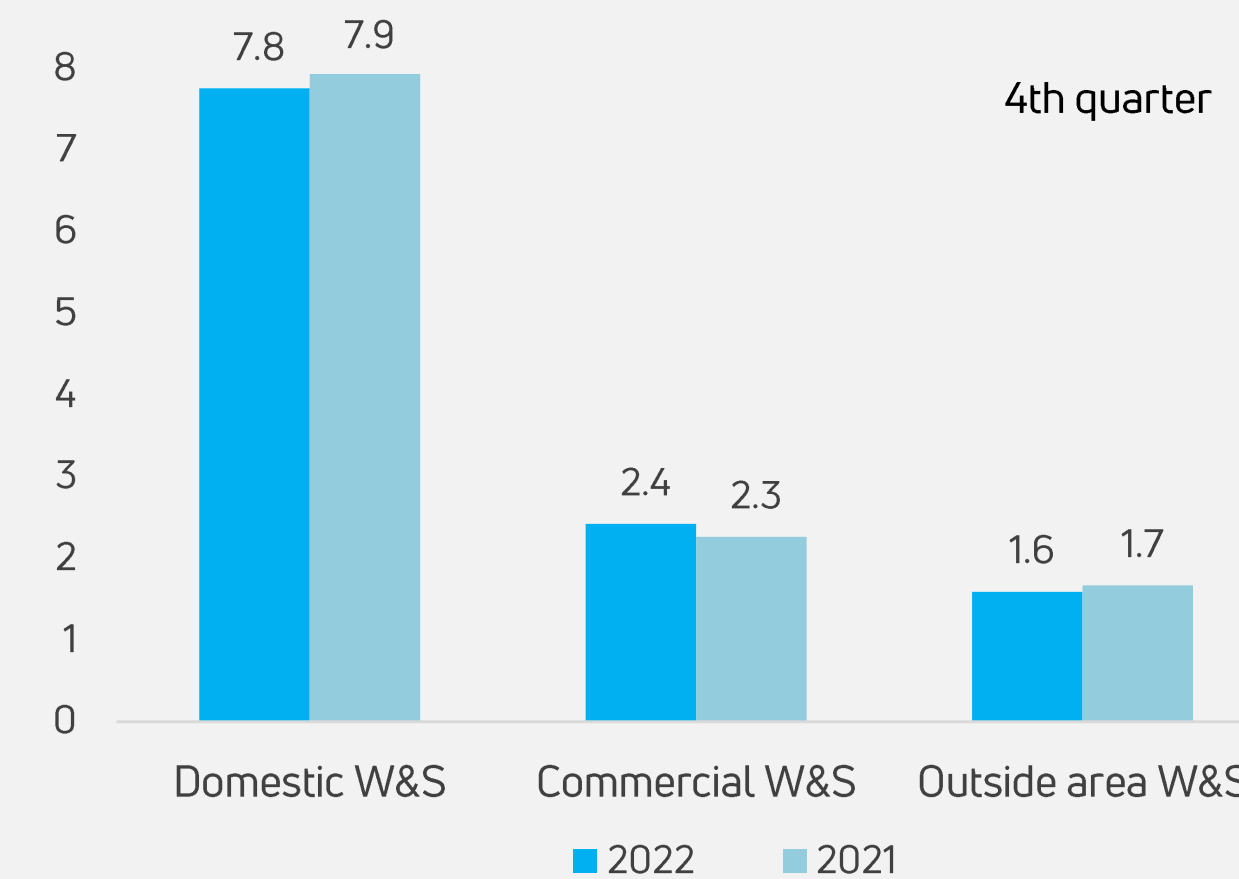


Water & wastewater revenues

Revenues, € million



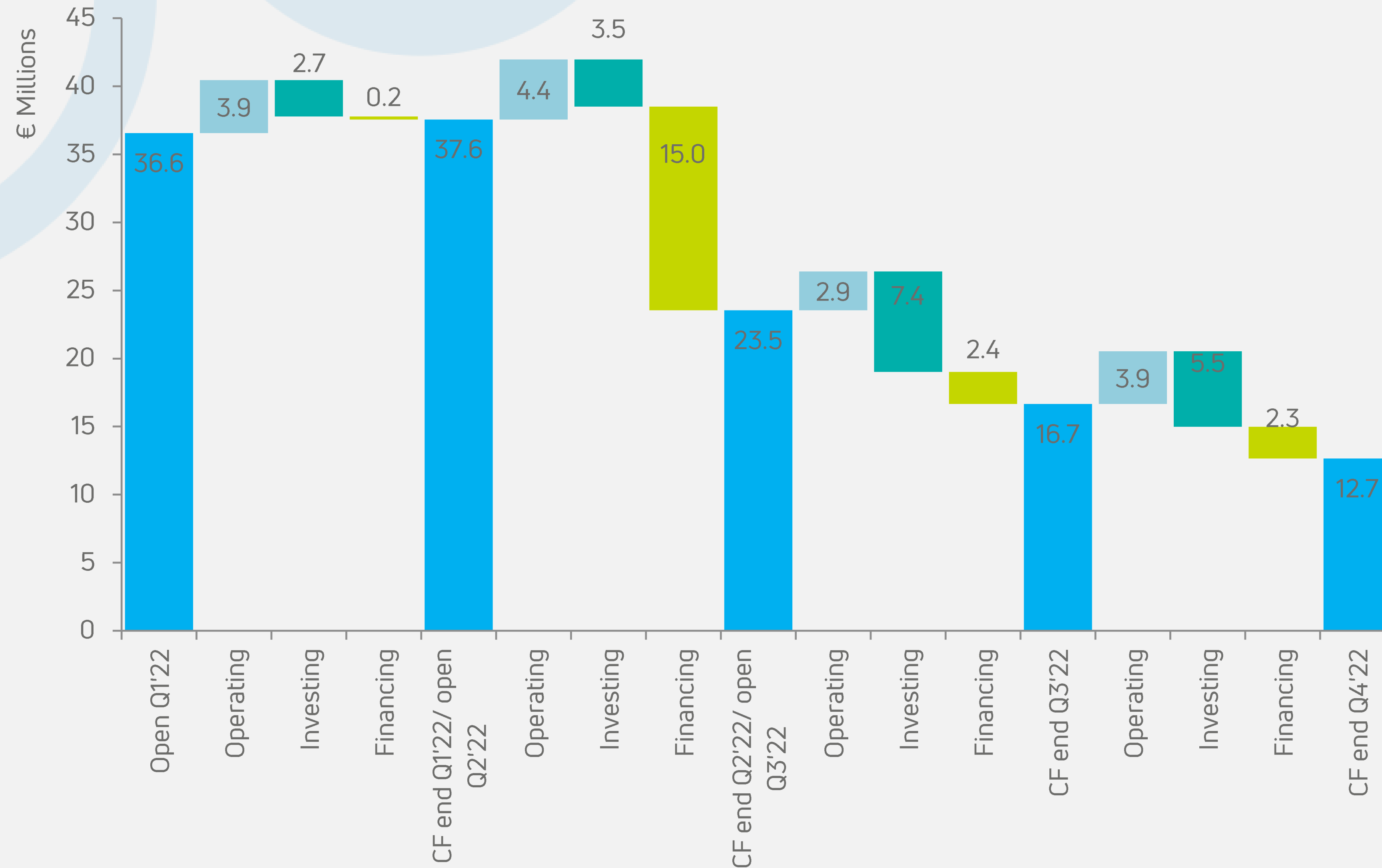
Volumes, million m³



Costs

€ million	Q4 2022	Q4 2021	Change €	Change %	12 months 2022	12 months 2021	Change €	Change %
Water abstraction charges	-0.3	-0.3	0.0	2%	-1.3	-1.3	0.0	-1%
Chemicals	-0.6	-0.5	-0.1	-28%	-2.2	-1.8	-0.4	-23%
Electricity	-2.7	-1.8	-0.9	-48%	-9.2	-4.6	-4.6	-100%
Pollution tax	-0.2	-0.3	0.1	48%	-0.8	-0.9	0.1	8%
Staff costs	-2.2	-1.9	-0.3	-14%	-8.2	-7.2	-1.0	-14%
Depreciation and amortisation	-1.6	-1.5	-0.1	-9%	-5.9	-5.7	-0.2	-4%
Construction services	-1.9	-2.2	0.3	13%	-3.8	-6.0	2.2	37%
Other cost of goods sold	-2.0	-1.6	-0.4	-26%	-6.1	-5.2	-1.0	-19%
Total Cost of Goods Sold	-11.5	-10.1	-1.4	-14%	-37.7	-32.7	-4.9	-15%
Marketing, General admin costs	-1.4	-1.2	-0.2	-17%	-5.1	-4.9	-0.2	-4%
TOTAL cost of goods sold, Marketing, Overhead	-12.9	-11.3	-1.6	-14%	-42.8	-37.6	-5.1	-14%
Net other income(+)/ expenses(-)	-0.3	-0.2	-0.1	-66%	-0.5	3.1	-3.6	115%
Net financial expenses	-0.4	-0.1	-0.3	-241%	-0.7	-0.4	-0.3	-77%

Cash position



Q&A session



Aleksandr Timofejev
CEO
Member of the Management Board



Taavi Gröön
CFO
Member of the Management Board

Thank you!

IR & financial questions

Taavi Gröön

taavi.groon@tvesi.ee

Operational questions

Aleksandr Timofejev

aleksandr.timofejev@tvesi.ee

Subscribe to receive stock exchange releases and other information disclosed by AS Tallinna Vesi. Subscription can be done via e-mail: tvesi@tvesi.ee

Company ph., +372 62 62 200,

E-mail tvesi@tvesi.ee