

AS Tallinna Vesi

Results for the 3rd quarter of 2022

28 October 2022

Presenters

Tallinna Vesi




Aleksandr Timofejev
CEO
Member of the Management Board



Taavi Gröön
CFO
Member of the Management Board

Highlights of the 3rd quarter of 2022

- Preparations to approve the new Administrative Agreement with the City of Tallinn are ongoing.
- Co-operation with Tallinn City to prepare the public water supply and sewerage development plan.
- New price of water services from 1st of October 2022
- In September amendment to loan agreement with OP Corporate Bank plc Estonian Branch was signed.



Ongoing investment projects

Total investments into fixed assets in the 9 months of 2022: €15,66 mln

Investments into the network:

- In 9 months of 2022 we have reconstructed 17 000 metres of networks
- Network renewals ongoing and started on the Street of Vana-Kalamaja, Rannamõisa and Järvevana roads



Investments into water and wastewater treatment plants:

Water treatment plant:


- Installation of UV equipment in pumping stations
- Pumping station on Rummu street

Wastewater treatment plant:

- Main feed pumping station shaft
- Effluent outlet tower
- Replacement of one of the large pumps at the Main Pumping Station

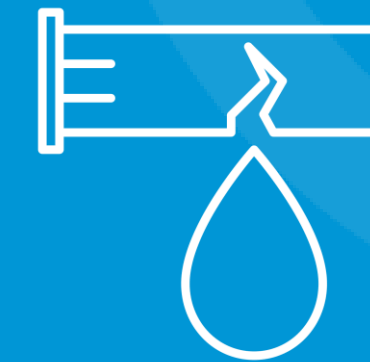


Operations update




Water quality

Q3: 99,5% (2021: 98.8%)
9 m: 99,8% (2021: 99.6%)



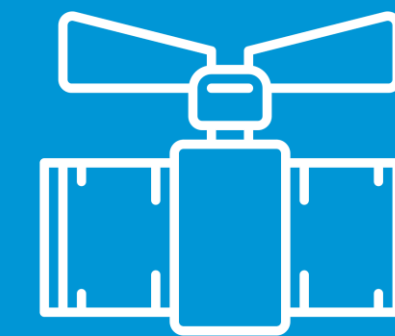
Leakage rate

Q3: 13,4% (2021: 14,1%)
9 m: 16,25% (2021: 14,7%)




Effluent

Q3: 100% compliant (2021: 100%)
9 m: 100% compliant (2021: 100%)



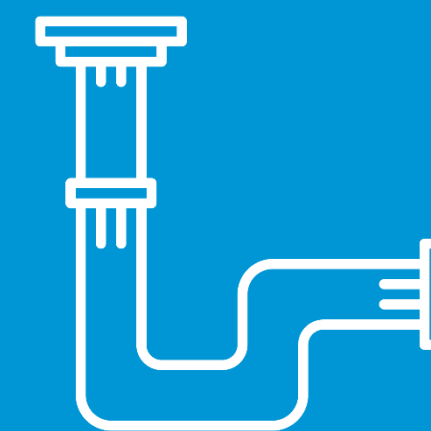
Average duration of water interruption per property

Q3: 2,8 h (2021: 3,2 h)
9 m: 3,2 (2021: 3,1 h)



Customer satisfaction

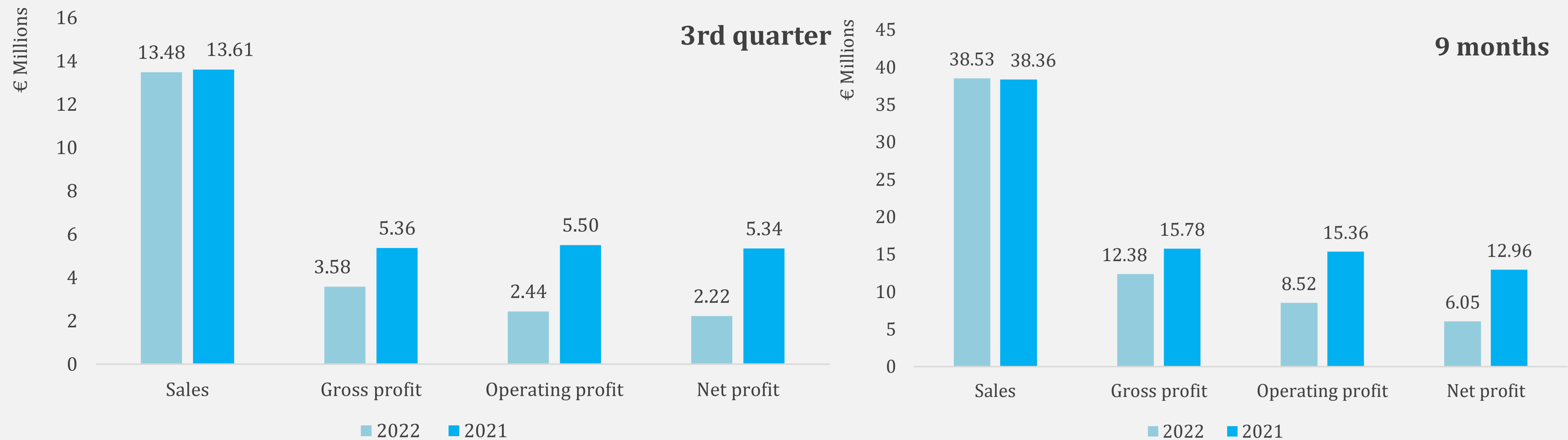
Q3: 4,3 out of 5 (2021: 4,1)
9 m: 4,3 out of 5 (2021: 4,2)



Rehabilitation of networks

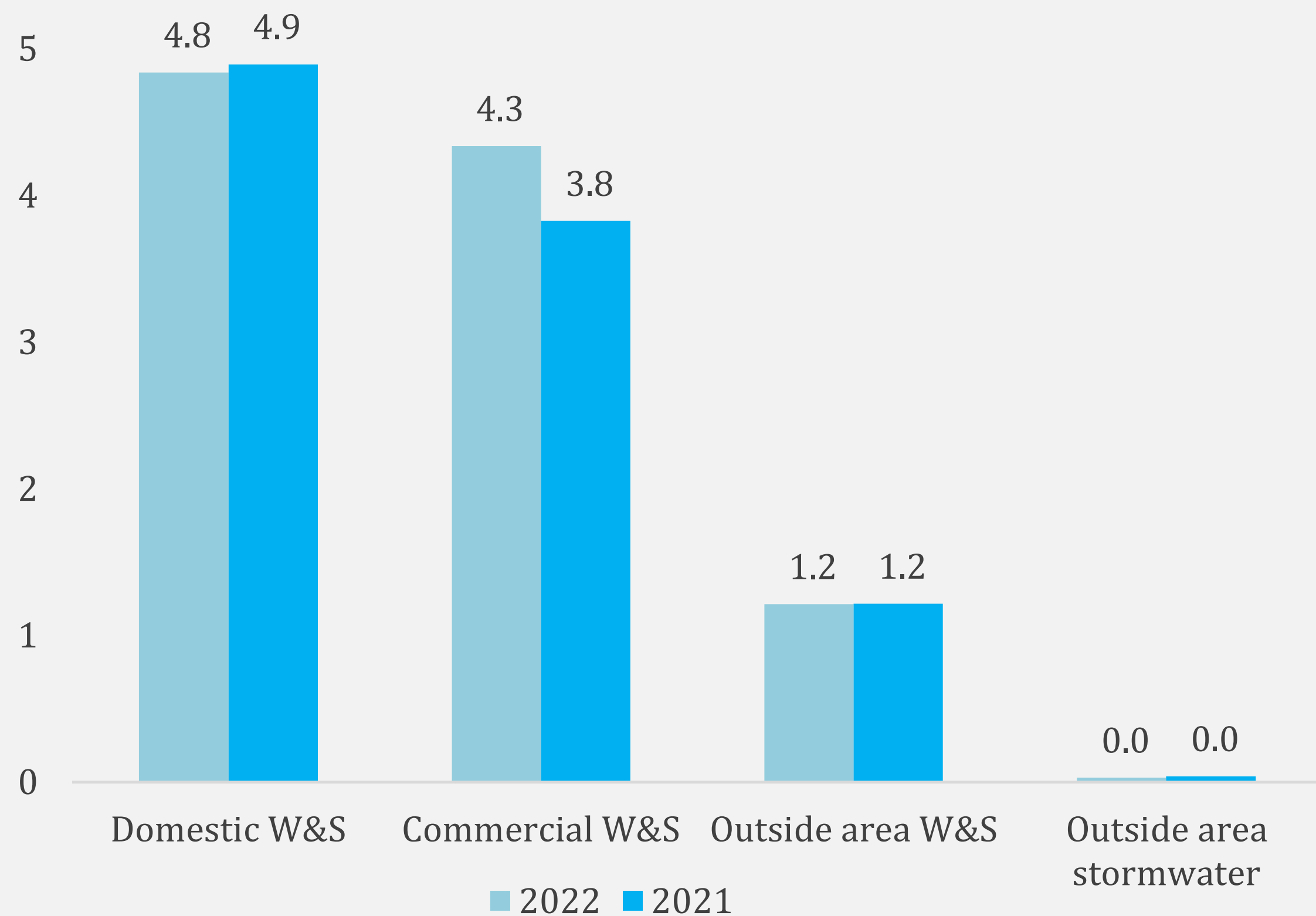
Q3: 6,840 m (2021: 6,280 m)
9 m: 17,000 m (2021: 11,700 m)

Financial highlights of the 3rd quarter of 2022

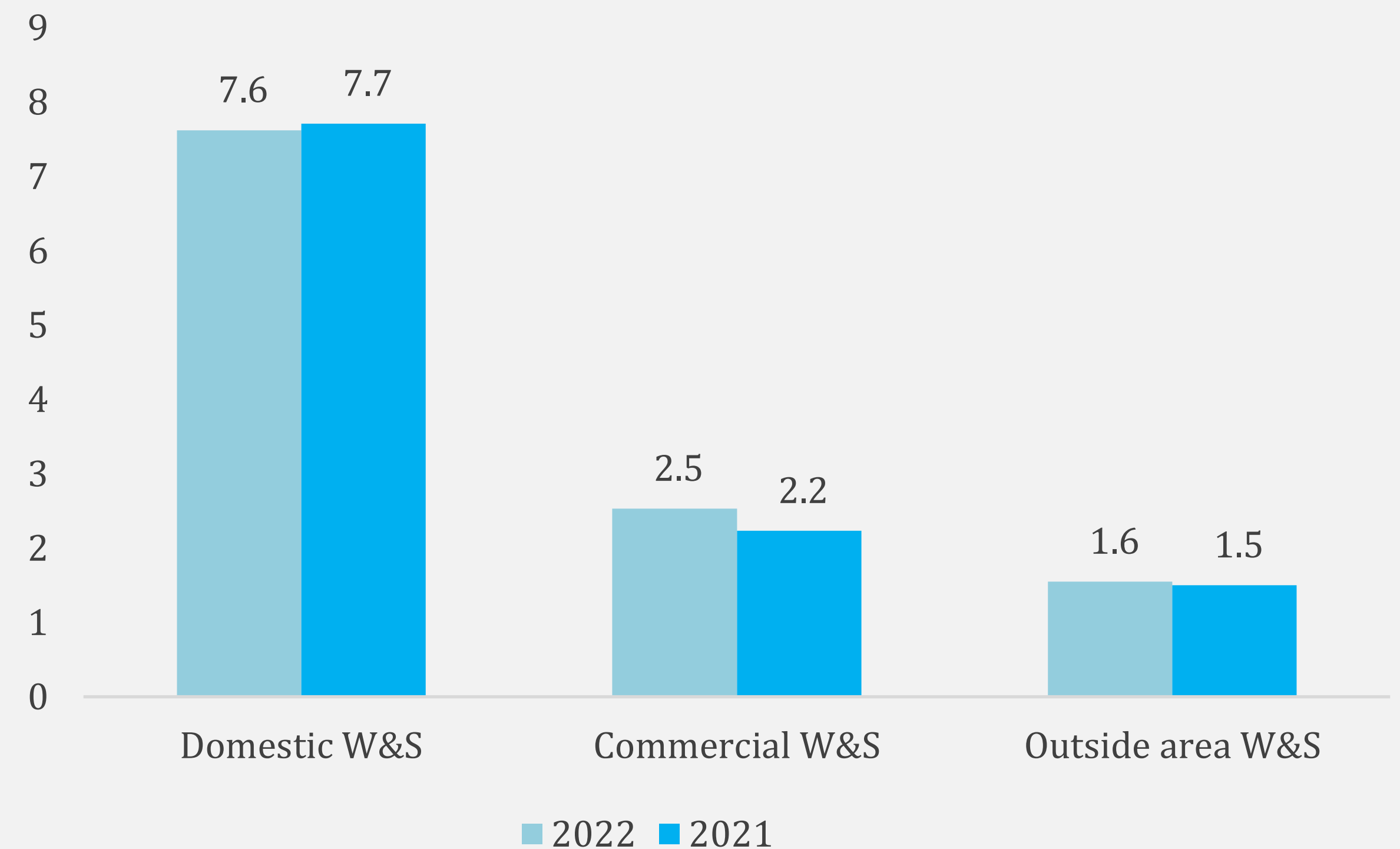


Water & wastewater revenues in the 3rd quarter of 2022

Revenues, € million



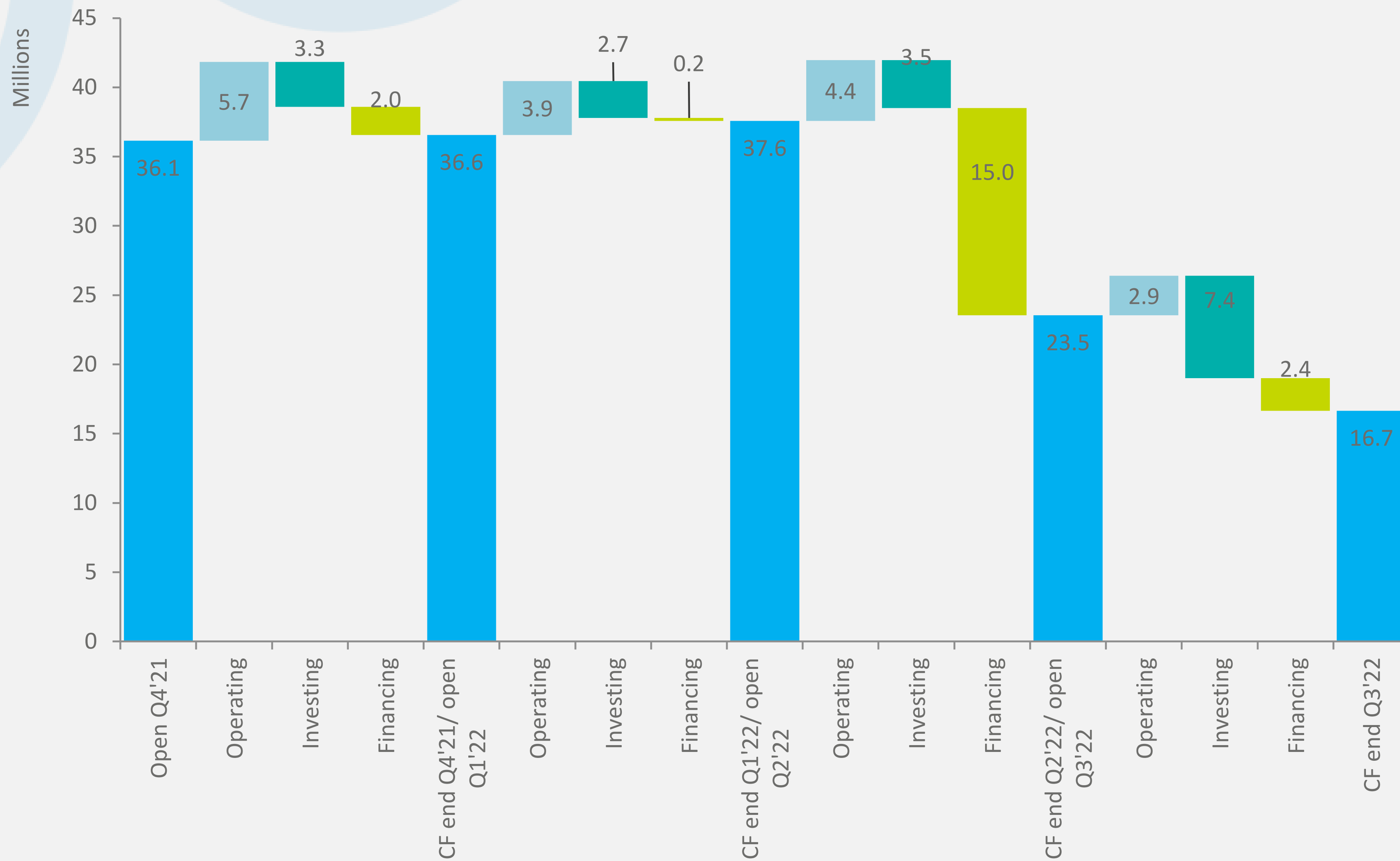
Volumes, million m³



Total costs in the 3rd quarter of 2022

€ million	Q3 2022	Q3 2021	Change €	Change %	9 months 2022	9 months 2021	Change €	Change %
Water abstraction charges	-0.3	-0.3	0.0	2%	-1.0	-1.0	0.0	-1%
Chemicals	-0.6	-0.5	-0.1	-25%	-1.6	-1.3	-0.3	-21%
Electricity	-3.1	-1.0	-2.0	-200%	-6.6	-2.8	-3.8	-134%
Pollution tax	-0.2	-0.2	0.0	-14%	-0.7	-0.6	-0.1	-12%
Staff costs	-1.9	-1.6	-0.3	-17%	-6.0	-5.3	-0.7	-13%
Depreciation and amortisation	-1.5	-1.5	0.0	-1%	-4.3	-4.2	-0.1	-2%
Construction services	-1.1	-1.9	0.8	43%	-1.8	-3.8	1.9	51%
Other cost of goods sold	-1.3	-1.3	0.0	1%	-4.2	-3.6	-0.6	-16%
Total Cost of Goods Sold	-9.9	-8.2	-1.7	-20%	-26.2	-22.6	-3.6	-16%
Marketing, General admin costs	-1.1	-1.0	-0.2	-17%	-3.7	-3.7	0.0	0%
TOTAL cost of goods sold, Marketing, Overhead	-11.0	-9.2	-1.8	-20%	-29.9	-26.3	-3.6	-14%
Net other income(+)/ expenses(-)	0.0	1.1	-1.1	102%	-0.1	3.3	-3.4	104%
Net financial expenses	-0.1	-0.1	0.0	-17%	-0.3	-0.3	0.0	-15%

Cash position



Q&A session



Aleksandr Timofejev
CEO
Member of the Management Board



Taavi Gröön
CFO
Member of the Management Board

Thank you!

IR & financial questions

Taavi Gröön

taavi.groon@tvesi.ee

Operational questions

Aleksandr Timofejev

aleksandr.timofejev@tvesi.ee

Subscribe to receive stock exchange releases and other information disclosed by AS Tallinna Vesi. Subscription can be done via e-mail: tvesi@tvesi.ee

Company ph., +372 62 62 200,

E-mail tvesi@tvesi.ee