

AS Tallinna Vesi

Results for the 2nd quarter of 2021

30 July 2021

Presenters

Tallinna Vesi




Aleksandr Timofejev
CEO
Member of the Management Board



Kristi Ojakäär
CFO
Member of the Management Board

Highlights of the 2nd quarter

Tallinna Vesi



- Welcome from the new CEO Aleksandr Timofejev
- Dividend pay-out
- Co-operation with Utilitas and the City of Tallinn




**RESPONSIBLE
BUSINESS INDEX**
GOLD LEVEL 2021

Covid-19 impact


- In June we **moved back to usual working arrangements**, remote/hybrid work is still an option;
- All the **planned investments have been made** and **deliveries** (water treatment chemicals etc.) **are on schedule**;
- **Consumption has increased in commercial sector** compared to Q2 2020 due to the loosening of Covid-19 restrictions;
- **Private customers' consumption has decreased slightly** mainly due to lower consumption in apartment blocks;
- **We expect a slight increase in the consumption** of water services in the next quarters.

Operations update




Water quality

Q2: 99.97% (2020: 100%)
6 m: 99.87% (2020: 100%)



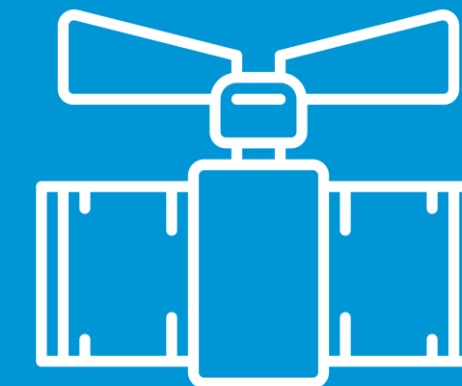
Leakage rate

Q2: 14.6% (2020: 12.7%)
6 m: 15.01% (2020: 13.91%)



Effluent

Q2, 6 m: 100% compliant
(2020: 100%)



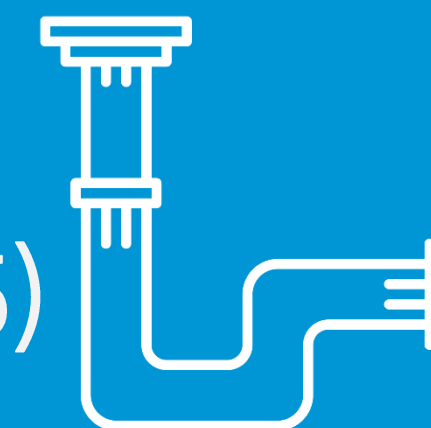
Average duration of water interruption per property

Q2: 2.85 h (2020: 2.87 h)
6 m: 3.10 h (2020: 3.05)



Customer satisfaction

Q2: 4.3 out of 5 (2020: 4.1)
6 m: 4.3 out of 5 (2020: 4.05)



Rehabilitation of networks

Q2: 2,830 m of water pipes,
3,450 m of sewers
6 m: 4,200 m of water pipes,
4,100 m of sewers

Investment projects

Total investments made in the 6 months of 2021: €4,1 mln

Investments into the network

- Reconstruction works on Poska and Roosikrantsi Streets, Kadaka Road
- Installing additional valves into the network

Investments into water and wastewater treatment plants

WWTP:

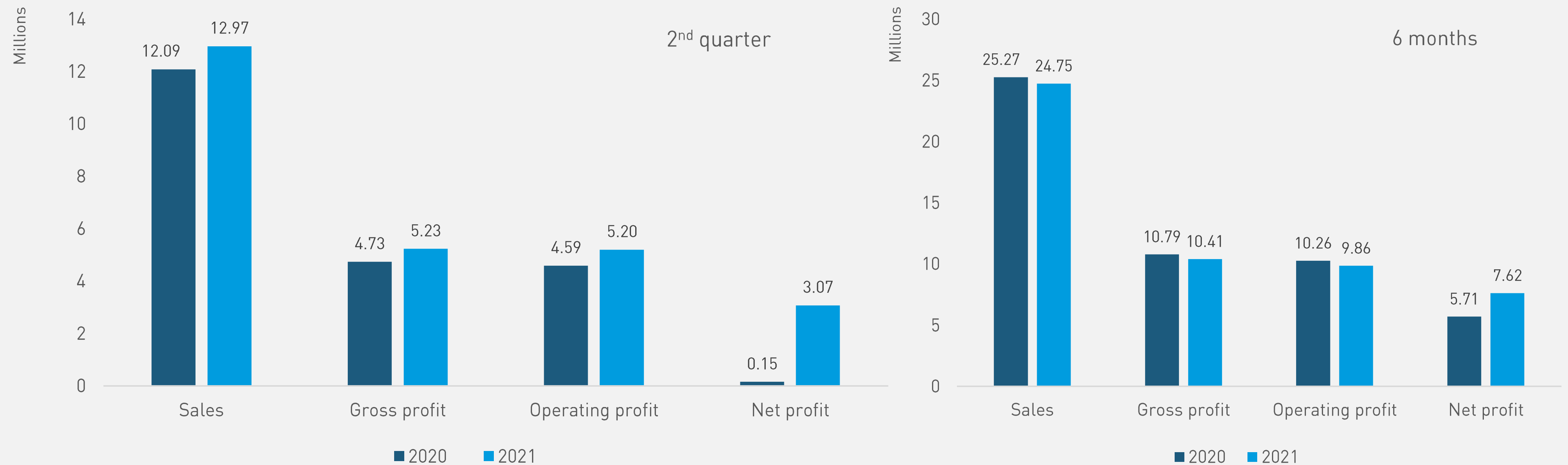
- Reconstruction works on the mechanical treatment stage continued in Q2 and are scheduled to be completed at the end of July
- Upgrades in the main pumping station to enhance the resilience of wastewater treatment process

WTP:

- Reconstruction of Õismäe pumping station
- Reconstruction of the pipes at secondary chlorination units A and B

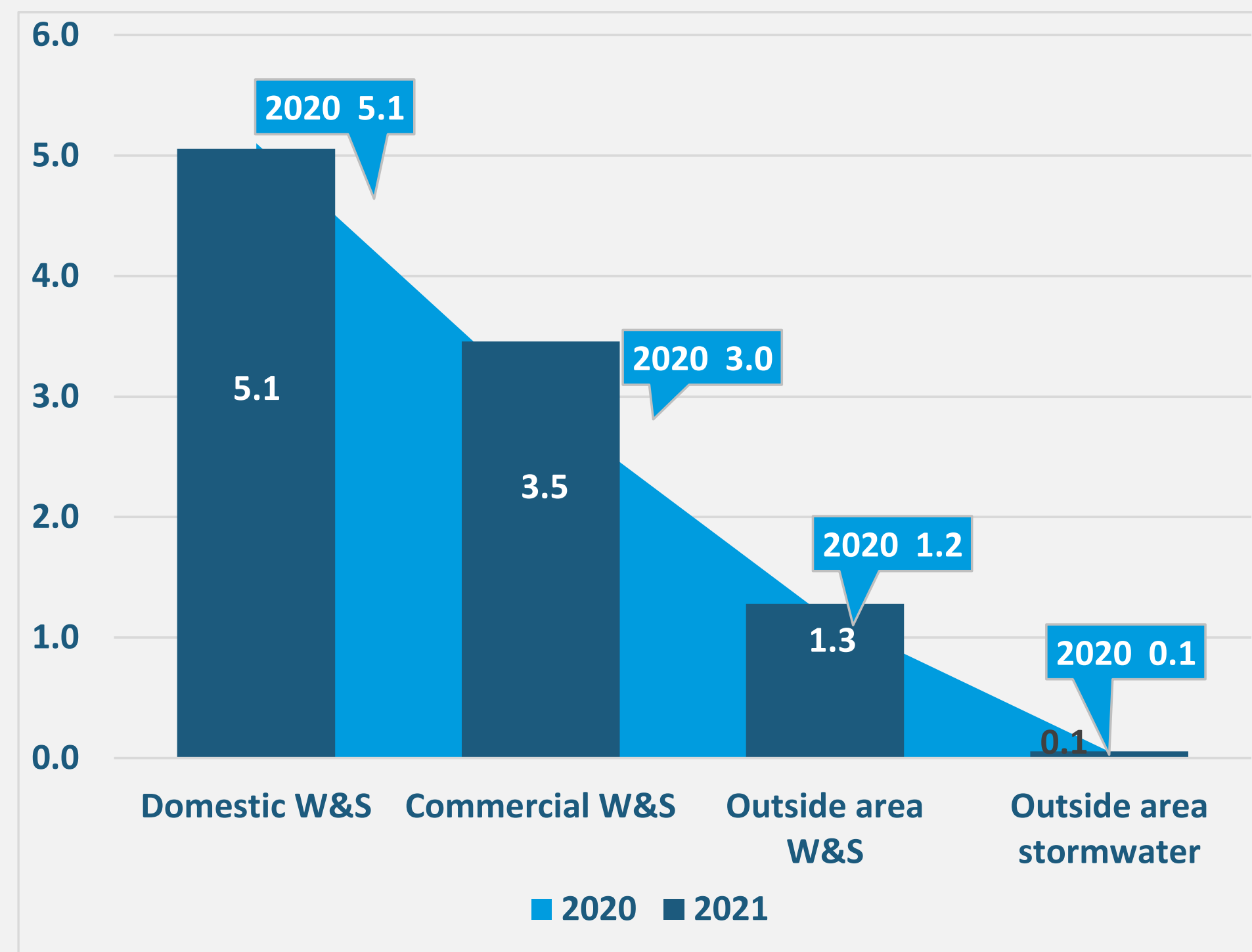


Financial highlights of the 2nd quarter of 2021

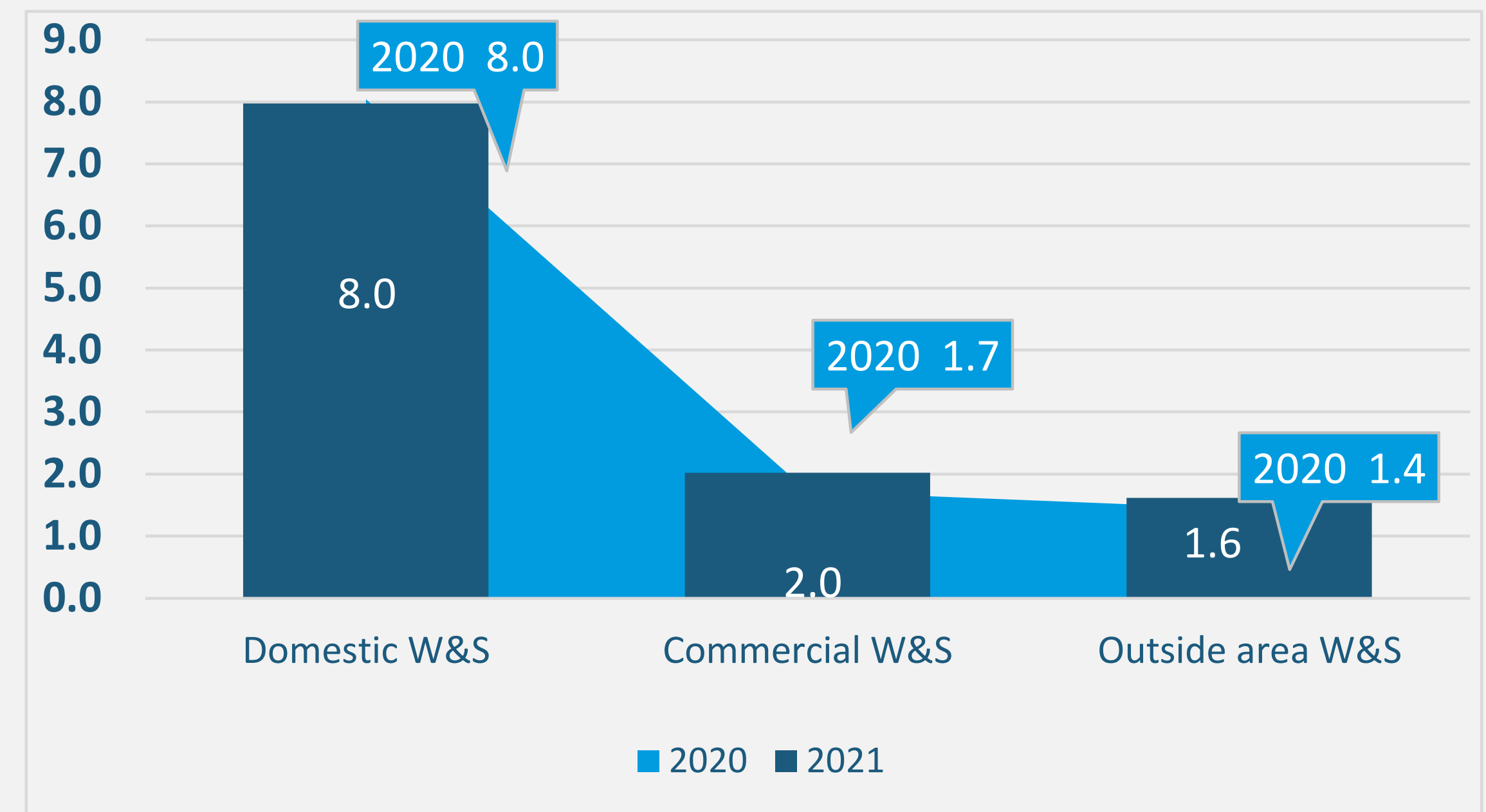


Water & Wastewater revenues in the 2nd quarter of 2021

Revenues, € million



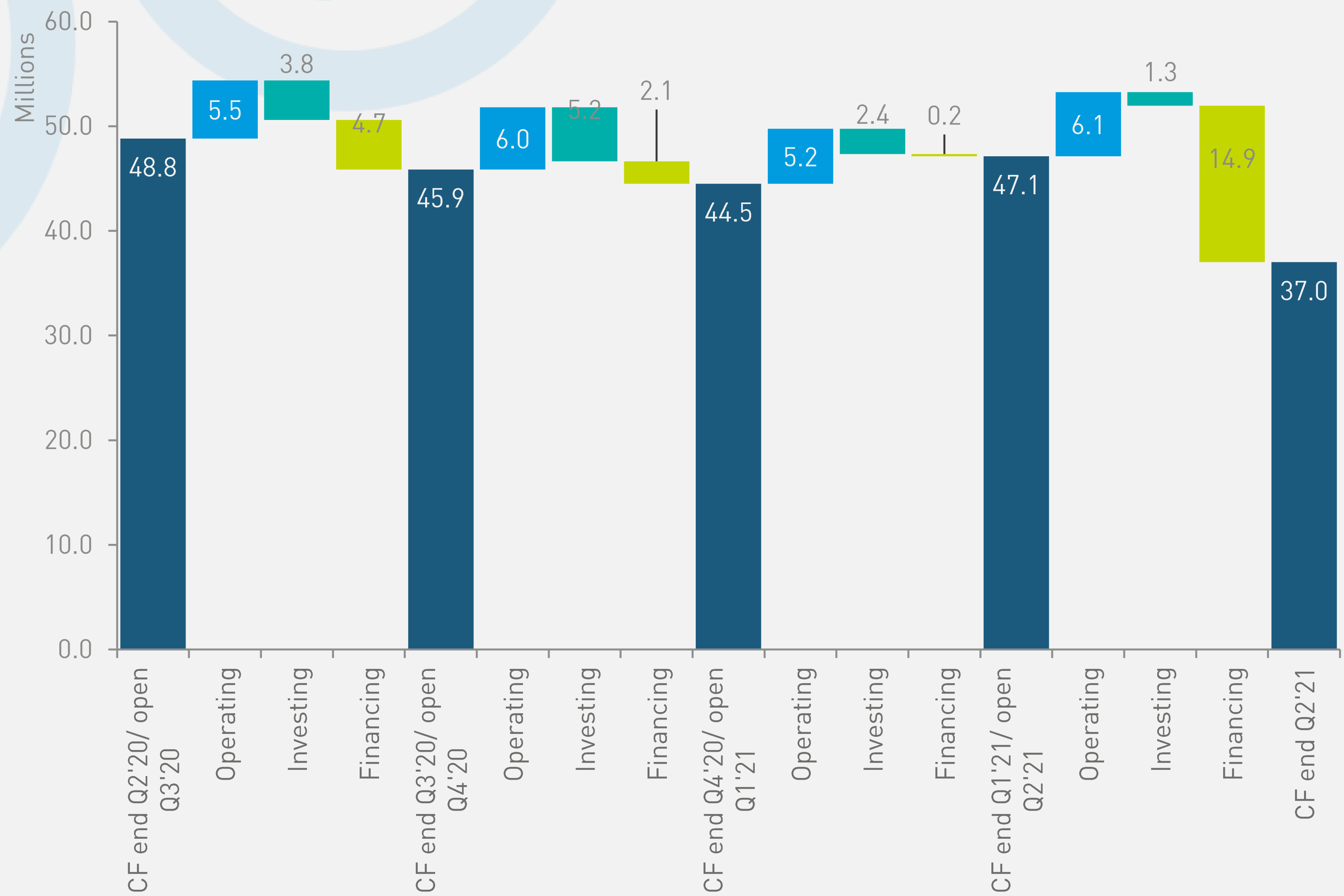
Volumes, million m³



Total costs in the 2nd quarter of 2021

€ million	Q2 2021	Q2 2020	Change €	Change %	6 months 2021	6 months 2020	Change €	Change %
Water abstraction charges	-0.3	-0.3	0.0	-5.7%	-0.6	-0.6	0.0	-2.3%
Chemicals	-0.4	-0.4	0.0	-7.3%	-0.9	-0.8	-0.1	-12.4%
Electricity	-0.9	-0.8	-0.1	-11.9%	-1.8	-1.8	0.0	-1.1%
Pollution tax	-0.2	-0.2	0.0	8.6%	-0.4	-0.6	0.1	25.5%
Staff costs	-1.9	-1.9	0.0	0.1%	-3.7	-3.7	0.0	-0.9%
Depreciation and amortisation	-1.4	-1.4	0.0	-3.5%	-2.8	-2.7	-0.1	-3.6%
Construction services	-1.3	-0.9	-0.3	-34.8%	-1.9	-1.8	-0.1	-4.7%
Other cost of goods sold	-1.4	-1.5	0.1	7.9%	-2.3	-2.6	0.3	12.7%
Total Cost of Goods Sold	-7.7	-7.4	-0.4	-5.2%	-14.3	-14.5	0.1	1.0%
Marketing, General admin costs	-1.1	-1.3	0.2	17.1%	-2.8	-2.7	0.0	-1.2%
TOTAL cost of goods sold, Marketing, Overhead	-8.8	-8.7	-0.2	-1.8%	-17.1	-17.2	0.1	0.6%
Net other income(+)/ expenses(-)	1.1	1.2	-0.1	9.8%	2.2	2.2	0.0	-0.5%
Net financial expenses	-0.1	-0.1	0.0	-6.0%	-0.2	-0.2	0.0	9.5%

Cash position



Q&A session



Aleksandr Timofejev
CEO
Member of the Management Board



Kristi Ojakäär
CFO
Member of the Management Board

Thank you!

IR & financial questions
Kristi Ojakäär
kristi.ojakaar@tvesi.ee

Operational questions
Aleksandr Timofejev
aleksandr.timofejev@tvesi.ee

Subscribe to receive stock exchange releases and other information disclosed by AS Tallinna Vesi. Subscription can be done via e-mail: [**tvesi@tvesi.ee**](mailto:tvesi@tvesi.ee)

Company ph., +372 62 62 200,
E-mail tvesi@tvesi.ee