

AS Tallinna Vesi

Results for the 1st quarter of 2021



Kristi Ojakäär

CFO, Member of the Management Board



Aleksandr Timofejev

COO, Member of the Management Board

Highlights of the 1st quarter

Changes in the majority shareholding:

- ASTV's shareholders with a direct holding over 5% are the **City of Tallinn** (52.35%) and **OÜ Utilitas** (17.65%).
- New **Supervisory Council members** and **Committees**




Covid-19 impact




- We **maintained the changes in our working arrangements** to ensure safety of our staff and uninterrupted service to customers.
- All the **planned investments have been made** and **deliveries** (water treatment chemicals etc.) **are on schedule**
- **Consumption has decreased in commercial sector** compared to Q1 2020 due to Covid-19 restrictions.
- **Slight increase in the private sector** did not balance the decrease in corporate segment.
- In a longer perspective, we **also expect consumption of water service also to revert back to pre-pandemic volumes.**

Operations update



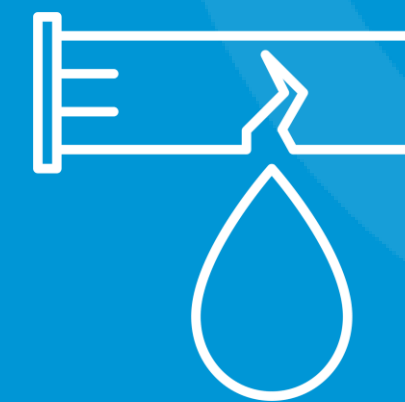
Water quality
Q1: 100.0%
(2020 Q1: 100%)



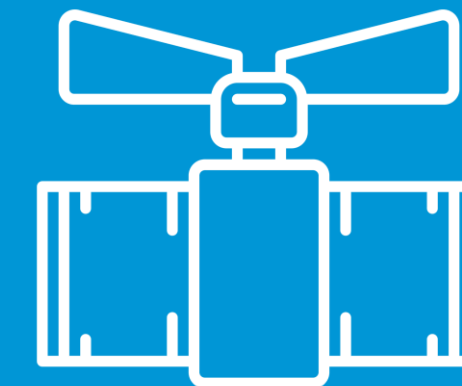
Effluent
Q1: 100% compliant
(2020 Q1: 100%)



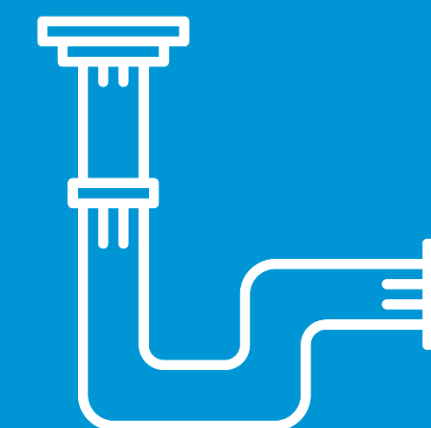
Customer satisfaction
Q1: 4.3 out of 5
(2020 Q1: 4.06)



Leakage rate
Q1: 15.46%
(2020 Q1: 14.9%)



Average duration of water interruption per property
Q1: 3.32 h
(2020 Q1: 2.87 h)



Rehabilitation of networks
Q1: 1,370 m of water pipes,
650 m of sewers
(2020 Q1: 1,570 water pipes ,
1,483 sewers)

Investments in wastewater treatment


Total investments:

“Morris” 1,1 mln € (Q1: €275 thousand)

Mechanical treatment: 8,5 mln € (Q1: €280 thousand)

Upgraded the key facility of the City’s sewer system, the main pumping station

- **5-10% additional capacity** for incoming wastewater
- This will **enhance resilience** of the wastewater treatment process

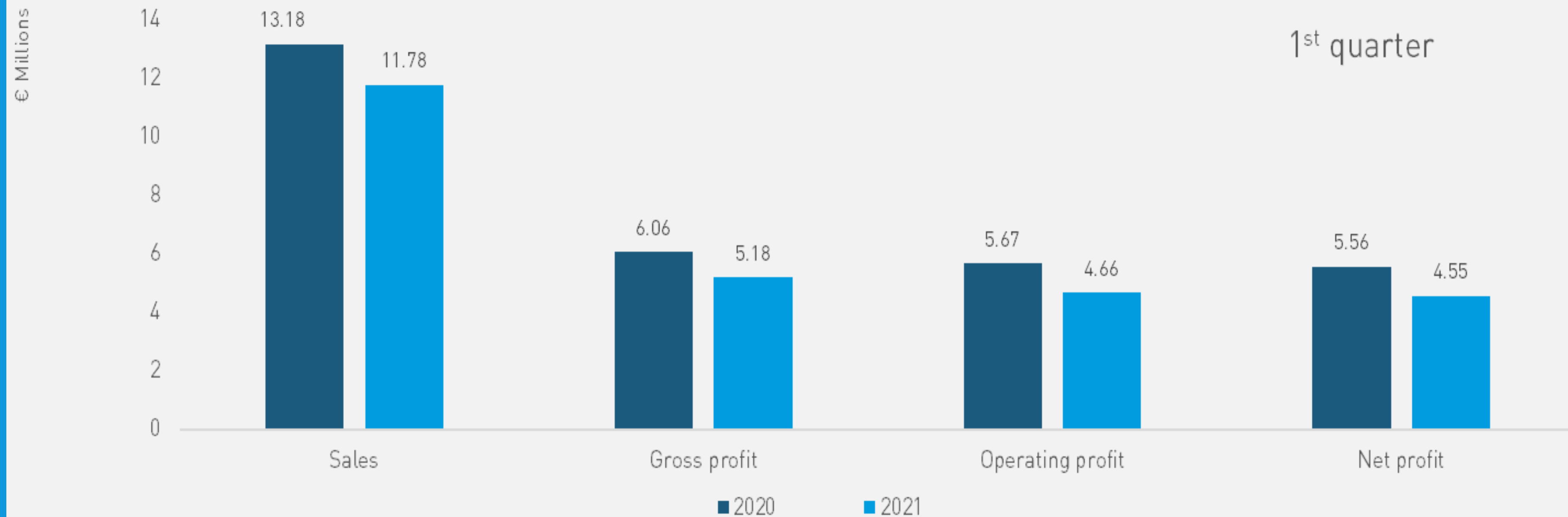


Continued with the reconstruction of the mechanical treatment stage

- Made preparations for **putting the new grit traps into operation**
- This **will enhance the quality and resilience** of wastewater treatment process

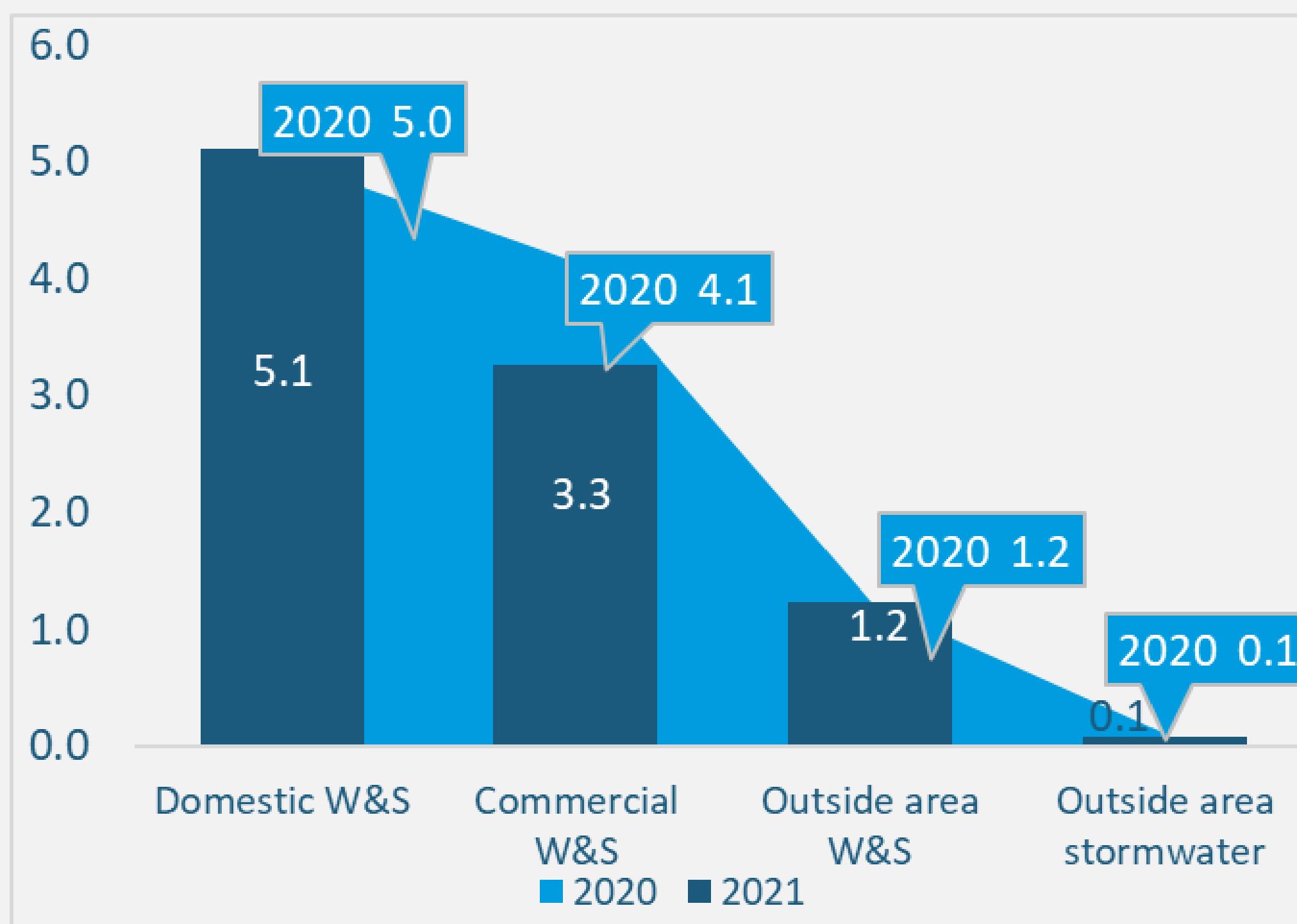


Financial highlights of the 1st quarter of 2021

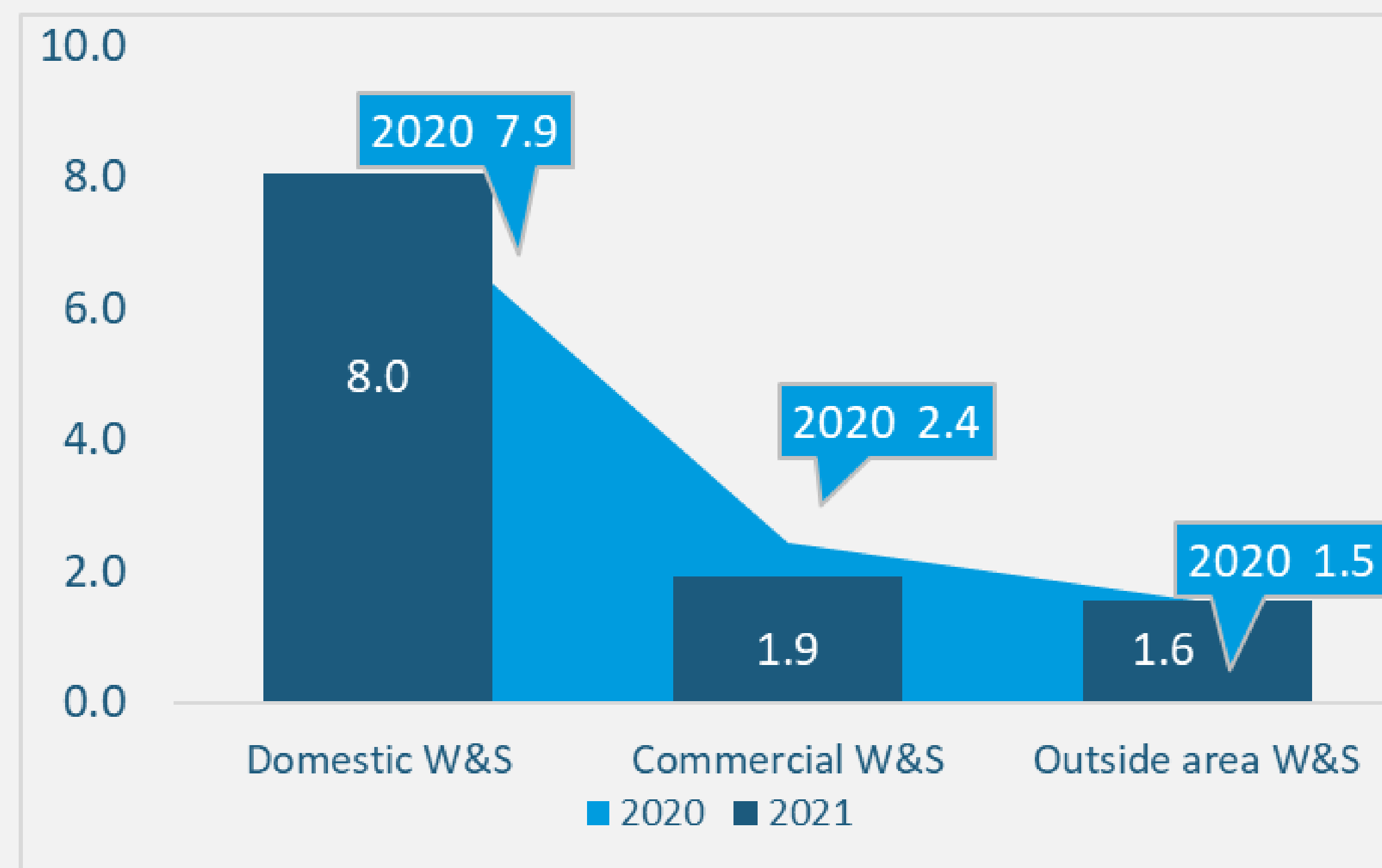


Water & Wastewater revenues in the 1st quarter of 2021

Revenues, € million



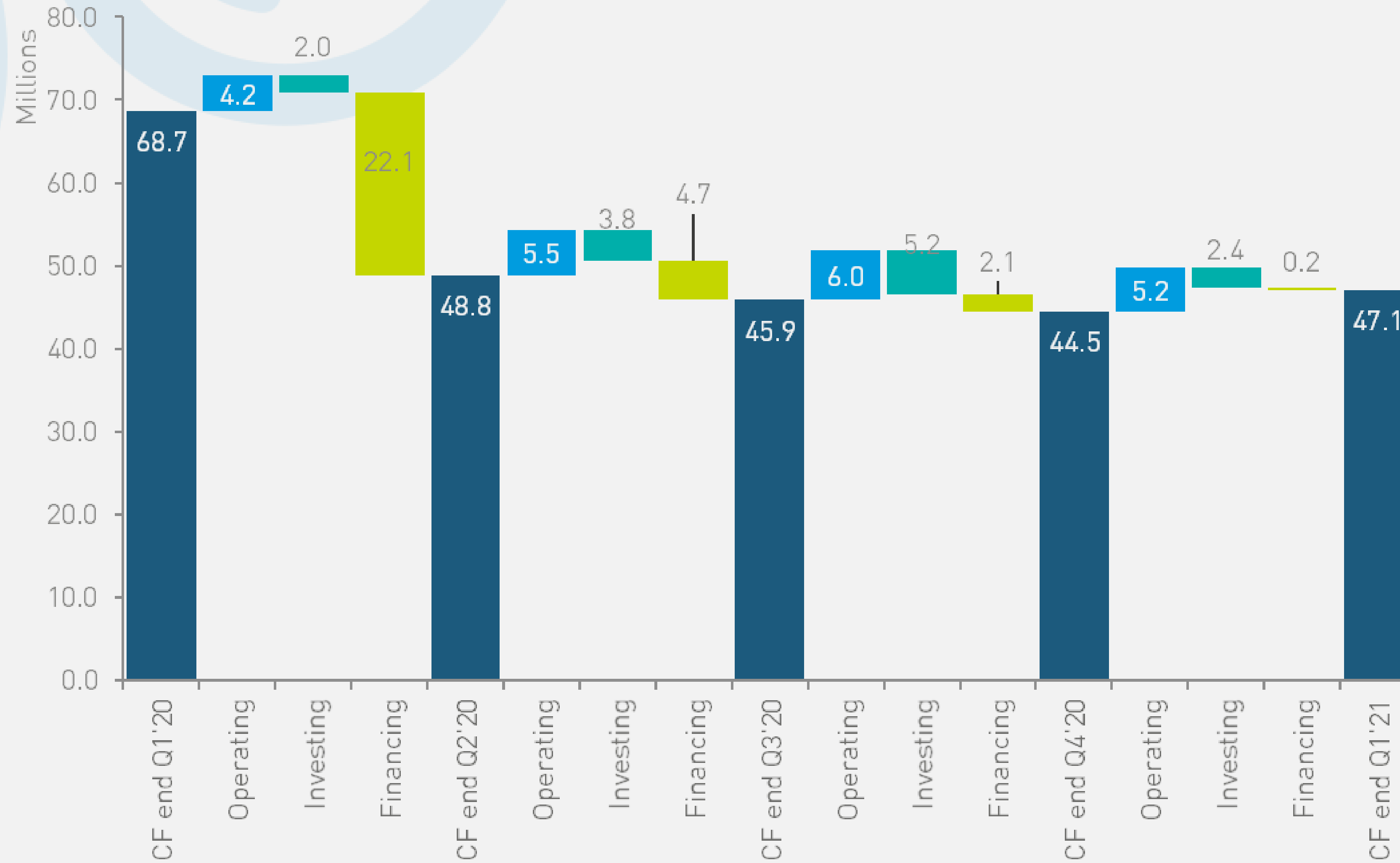
Volumes, million m³



Total costs in the 1st quarter of 2021

€ million	Q1 2021	Q1 2020	Change €	Change %
Water abstraction charges	-0.3	-0.3	0.0	1.6%
Chemicals	-0.4	-0.4	-0.1	-18.3%
Electricity	-0.9	-1.0	0.1	7.8%
Pollution tax	-0.2	-0.4	0.1	35.8%
Staff costs	-1.8	-1.8	0.0	-1.9%
Depreciation and amortisation	-1.4	-1.3	0.0	-3.6%
Construction services	-0.6	-0.9	0.2	28.7%
Other cost of goods sold	-0.9	-1.1	0.2	19.2%
Total Cost of Goods Sold	-6.6	-7.1	0.5	7.3%
Marketing, General admin costs	-1.7	-1.4	-0.3	-18.5%
TOTAL cost of goods sold, Marketing, Overhead	-8.3	-8.5	0.3	3.0%
Net other income(+)/ expenses(-)	1.2	1.0	0.1	-12.3%
Net financial expenses	-0.1	-0.1	0.0	21.7%

Cash position



Thank you!

IR & financial questions
Kristi Ojakäär
kristi.ojakaar@tvesi.ee

Operational questions
Aleksandr Timofejev
aleksandr.timofejev@tvesi.ee

Subscribe to receive stock exchange releases and other information disclosed by AS Tallinna Vesi. Subscription can be done via e-mail: [**tvesi@tvesi.ee**](mailto:tvesi@tvesi.ee)

Company ph., +372 62 62 200,
E-mail tvesi@tvesi.ee